

4

3

2

1

REVISIONS				
ZONE	REV	DESCRIPTION	DATE	APPROVED

D

D

C

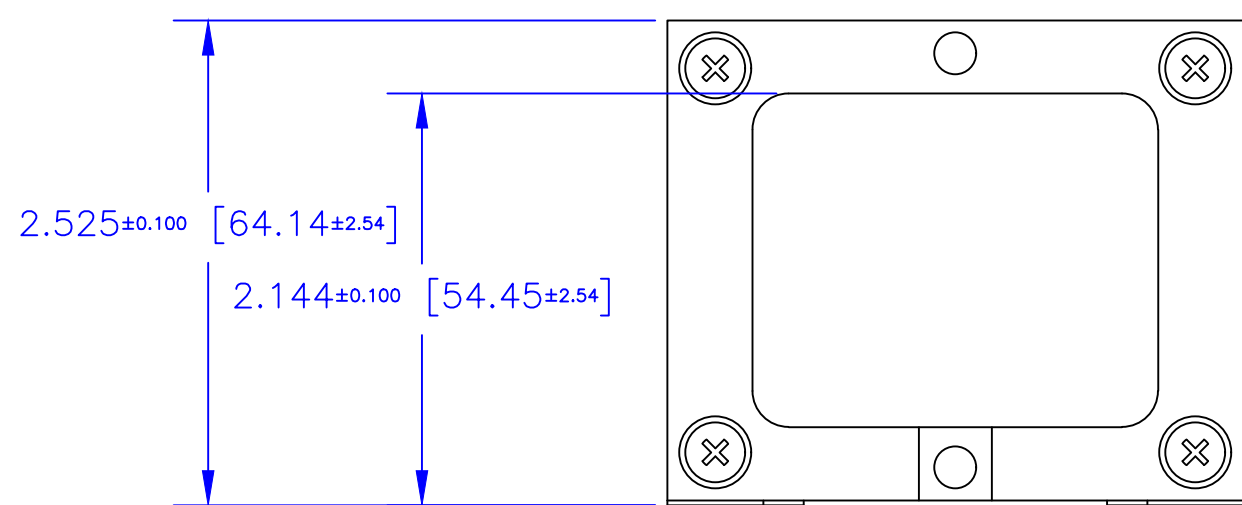
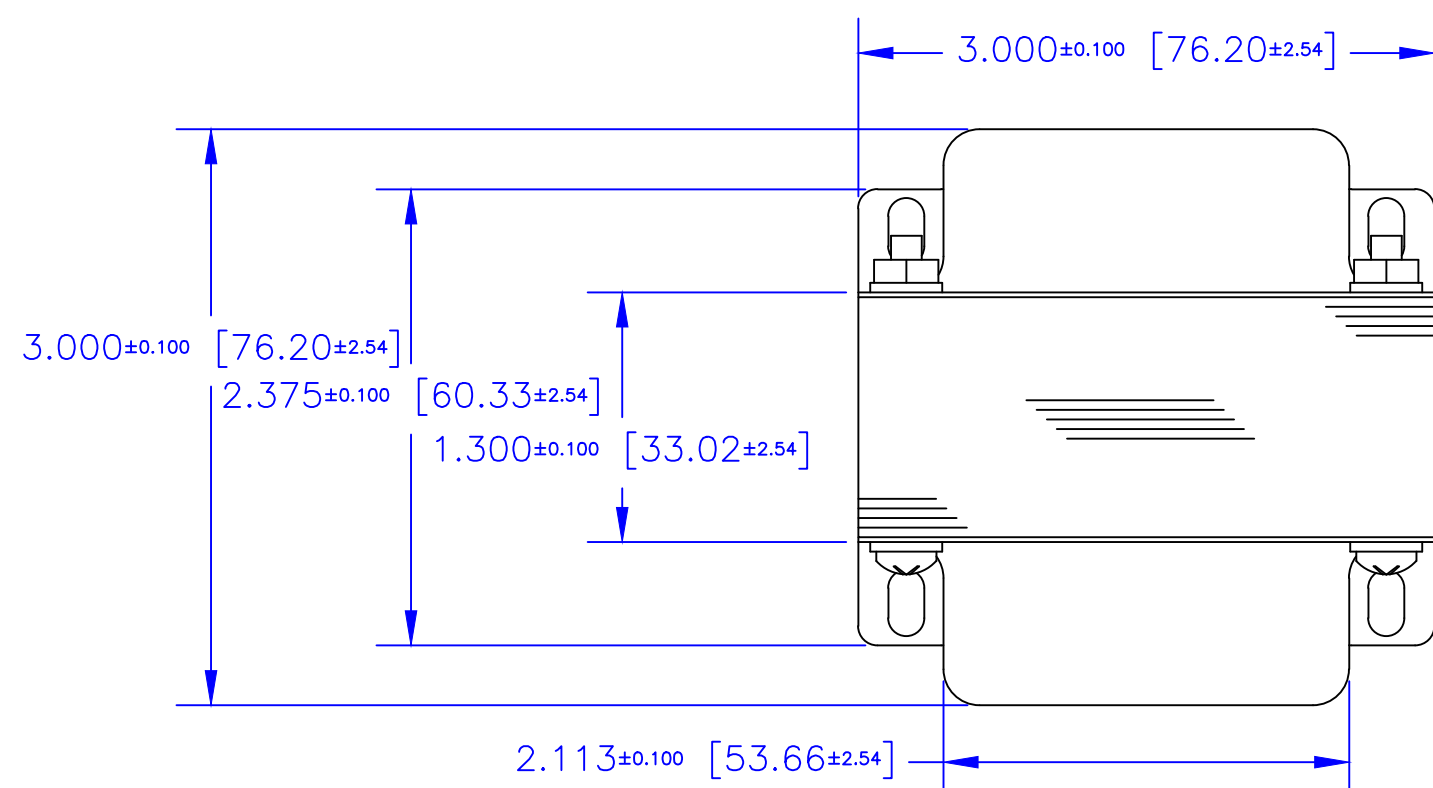
C

B

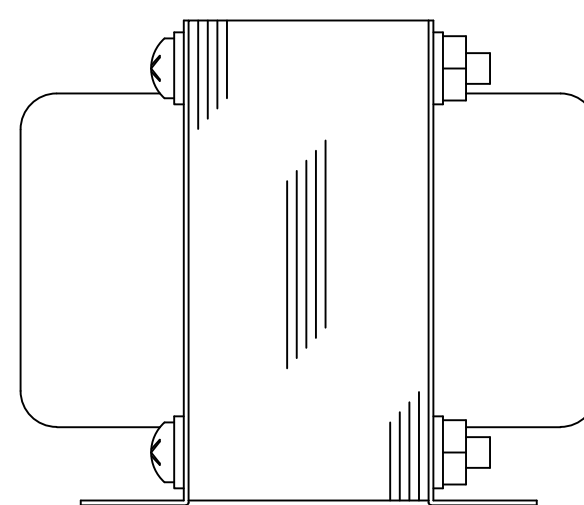
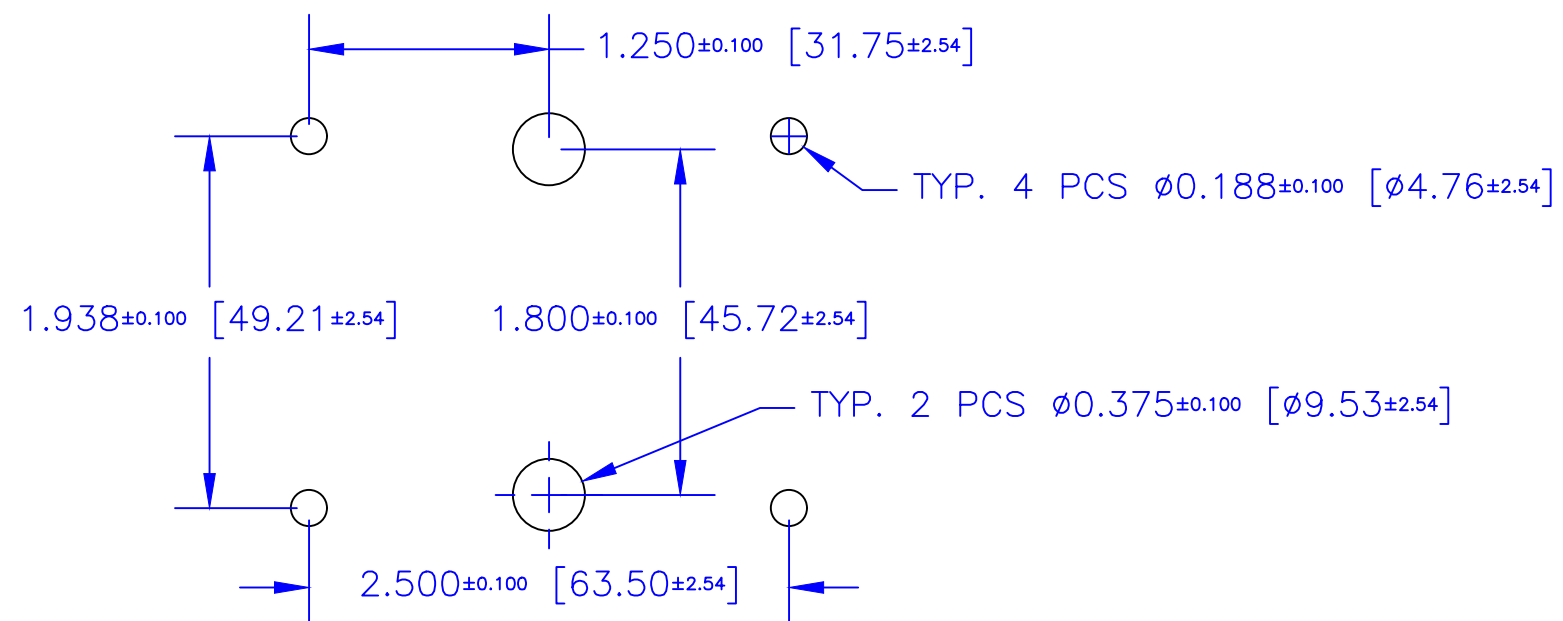
B

A

A



SUGGESTED MOUNTING HOLES



**NOTES: UNLESS OTHERWISE SPECIFIED!

1. All material is UL listed.
2. All material are to be RoHS compliant.
3. Bobbin: Nylon 6/6 30% glass filled, Class B, Flammability 94HB UL E184262.
4. Magnet Wire: Class B, UL E32638, Gauge depending on the transformer design specifications requirement.
5. Finish Tape: Polyester film tape, Class 130°, dielectric strength 5000 volts, UL E17385, guide OANZ2.
6. Core Material: Depending on the transformer design specifications requirement.
7. Termination: Depending on the transformer design specifications requirement.
8. Mounting: Powder coated steel horizontal end bells.
9. Finish: Styrenated alkyd electrical varnish, air cured, UL E63933.

DIMENSIONS ARE IN INCHES (MILLIMETERS). X.XXX = ±0.010 X.XX = ±0.03 ANGLES = ±0.05 UNLESS OTHERWISE SPECIFIED		EDCOR Electronics 7130 National Parks Highway, Carlsbad, NM 88220 Voice: (575) 887-6790 www.edcorusa.com		
DRAWING BY Brian Weston		Date 11/09		
CHECKED BY Brian Weston		Date 11/09		
APPROVED BY Larry Weston		Date 11/09		
SIZE	FSCM NO.	DWG NO.	REV	
C		15000-EI100-125-HX		
SCALE: 1:1		©2015 EDCOR Electronics	SHEET: 1 of 1	

4

3

2

1